

(No Model.)

W. F. MURPHY.

AUDIBLE ALARM FOR VALISES, &c.

No. 548,887.

Patented Oct. 29, 1895.

Fig. 1.

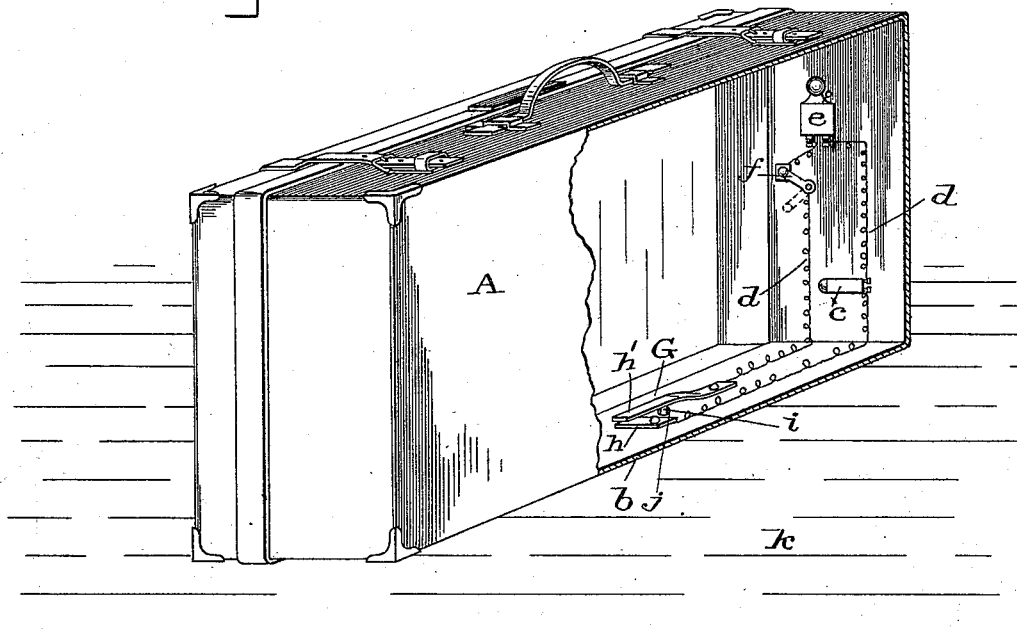


Fig. 2.

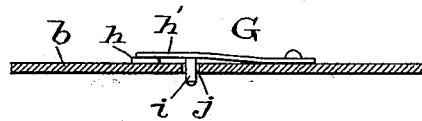
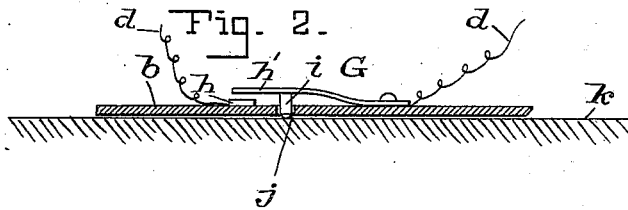


Fig. 3.

WITNESSES :-

L. J. Van Stone.
Charles B. Mann Jr.

INVENTOR :-

William F. Murphy

By C

UNITED STATES PATENT OFFICE.

WILLIAM F. MURPHY, OF CHARLESTON, SOUTH CAROLINA.

AUDIBLE ALARM FOR VALISES, &c.

SPECIFICATION forming part of Letters Patent No. 548,887, dated October 29, 1895.

Application filed August 30, 1895. Serial No. 560,964. (No model.)

To all whom it may concern:

Be it known that I, WILLIAM F. MURPHY, a citizen of the United States, residing at Charleston, in the county of Charleston and State of South Carolina, have invented new and useful Improvements in Audible Alarms for Valises or Satchels, of which the following is a specification.

This invention relates to an alarm or signal for valises, satchels, and such like articles.

The object of the invention is to provide a valise, satchel, or other article with an alarm or signal device which will remain quiet or inoperative while the satchel is resting on the floor, table, or other supporting-place, but which will automatically sound when the valise is raised from its supporting-place. The device is intended for use when the owner desires to set the valise down in a public place and leave it unattended for a short time. Under such conditions if any unauthorized person should raise the valise to carry it off the alarm would sound.

The invention is illustrated in the accompanying drawings, in which—

Figure 1 is a perspective view of a traveling satchel or valise, one side of which is broken away in section and shows the alarm or signal inside. Fig. 2 is a detail of the circuit-breaker in the bottom of the valise, showing the circuit broken. Fig. 3 is a view of same, showing the circuit closed.

The letter A designates an ordinary valise; satchel, or other article; *b*, its bottom.

The audible alarm or signal in the present instance is operated by an electric battery *c*, secured to the interior wall of the valise. The circuit-wires *d* include in the circuit a suitable bell or buzzer *e* of any well-known construction, a hand-operated switch *f* to break the circuit and cut out the said bell or buzzer, and a circuit-breaker *G*, having one of its contact-pieces provided with a pin which projects through a hole in the bottom of the satchel.

The circuit-breaker, which as a whole is designated *G*, has an immovable contact-piece *h*, to which one of the wires *d* is attached. A movable or spring contact-piece *h'* is in position to normally press against the other

contact-piece *h* and thereby close the circuit, and this piece *h'* is connected with the other wire *d*. Said spring contact-piece has a pin *i*, which protrudes downward through a small opening *j* in the bottom *b* of the valise, where it will press on the floor and prevent the operating means from sounding the audible alarm.

In Fig. 1 the hand-switch *f* is shown in the closed position, the circuit being complete at that point.

The owner of the valise may, if he desires, cut out or render inoperative the bell or buzzer by turning the switch-lever *f* from the position shown in full lines in Fig. 1 to the position shown in broken lines.

If the owner of the valise desires to set it down and leave it unguarded, he will first set it down and then close the switch *f*. As long as the valise has its bottom *b* resting on the floor or table *k* the pin *i* of the circuit-breaker, pressing on the floor, will raise the spring contact-piece *h'* and keep the circuit broken; but when the valise is raised and the pressure on the pin is relieved the spring of this contact-piece will cause it to press the other piece *h* and close the circuit, whereupon the bell or buzzer *e* will sound, and of course the attention of persons near by will be attracted, which fact will cause the person who raised the valise to set it down again.

If the owner wishes to carry off the valise, he will first open the valise and change the switch *f*, so as to prevent the alarm from sounding.

Having thus described my invention, I claim as new and desire to secure by Letters Patent—

1. The combination of a valise, satchel or analogous article having a small hole in the bottom; an electric circuit including a battery, a bell or buzzer, a hand-operated switch, and a circuit breaker provided with a pin which projects through the said hole in the bottom of the valise or other article.

2. The combination of a valise, satchel, or other analogous article having a small hole in the bottom; an audible alarm device inclosed within the valise; means to operate

said device and cause it to sound; and a
spring pin in connection with said operating
means and serving when pressed one way to
prevent the latter from sounding the audible
5 alarm—said pin projecting through the said
hole in the bottom of the valise or other ar-
ticle.

In testimony whereof I affix my signature
in the presence of two witnesses.

WILLIAM F. MURPHY.

Witnesses:

CHAS. B. MANN, Jr.,
L. I. VAN HORN.