

(No Model.)

J. BLACK.  
COOKING STOVE.

No. 434,126.

Patented Aug. 12, 1890.

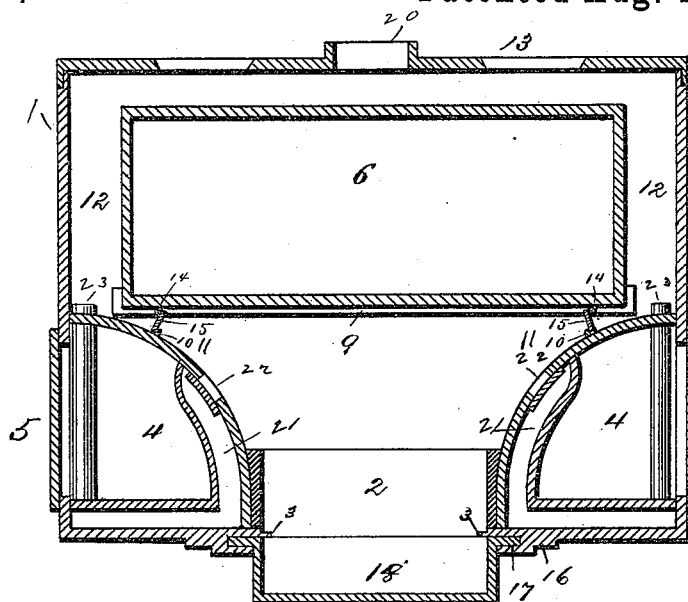


Fig. 1.

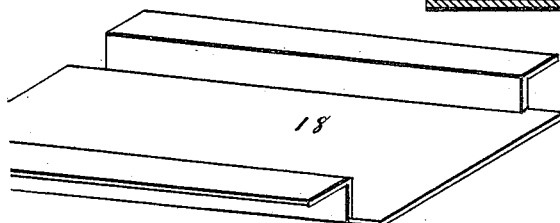


Fig. 2.

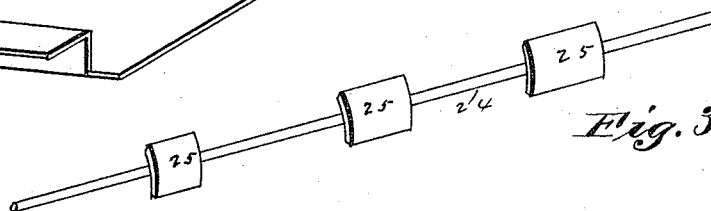


Fig. 3.

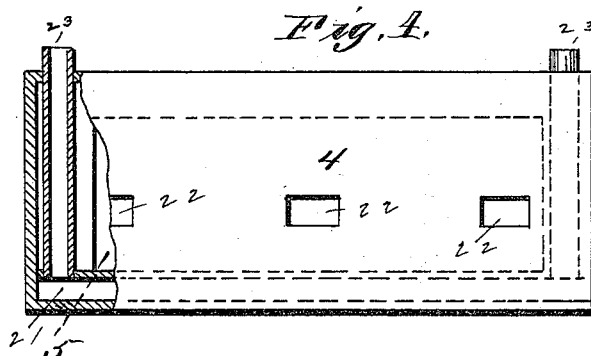


Fig. 4.

Witnesses  
M. B. Harris  
H. W. Moffett

Inventor  
Joseph Black  
By his Attorney  
Fitzgerald & Co

# UNITED STATES PATENT OFFICE.

JOSEPH BLACK, OF BLACKSBURG, SOUTH CAROLINA.

## COOKING-STOVE.

SPECIFICATION forming part of Letters Patent No. 434,126, dated August 12, 1890.

Application filed April 2, 1890. Serial No. 346,336. (No model.)

### *To all whom it may concern:*

Be it known that I, JOSEPH BLACK, a citizen of the United States, residing at Blacksburg, in the county of York and State of South Carolina, have invented certain new and useful Improvements in Cooking-Stoves; and I do hereby declare the following to be a full, clear, and exact description of the invention, such as will enable others skilled in the art to which it appertains to make and use the same.

My invention relates to improvements in cooking-stoves, and has for its object economy of oven-space, combined with means for regulating the heat variously in its different ovens.

In the accompanying drawings, Figure 1 is a longitudinal vertical section; Fig. 2, a view of the ash-pan detached; Fig. 3, a view of one of the side ovens, showing the openings into the flues around it. Fig. 4 is a view of the damper for one of the side ovens detached.

Referring to the figures on the drawings, 1 indicates the body of the stove, which is provided with a fire-box 2, located in the middle part of the bottom of the stove and adapted to carry upon the projection 3 a grate.

4 indicates side ovens that are provided with suitable doors 5 of ordinary construction.

6 indicates the middle oven, that is supported above the side ovens by brackets 9, fastened to or made integral with the sides of the body of the stove. By this means passages for the products of combustion between the middle oven and the side ovens are provided. These passages or flues are numbered 11 and communicate with the flues 12, which pass completely around the three sides of the middle oven and find their exit through the ordinary stove-pipe hole 20. About half the surface of each of the two side ovens is surrounded by one of the flues 21, which communicate by means of the openings 22 with the space above the fire-box and by means of the pipes 23 with the flues 12, through which they have exit to the outer air.

24 indicates a damper-rod, which carries damper-plates 25, that are adapted to open and close the openings 22.

10 and 14 indicate, respectively, ribs upon the sides of the side ovens and the bottom of the middle oven, against which the damper 15, which is pivotally carried upon the sides of the stove, swings, so that communication between either or both of the passages 11 may be shut off from the flues 12.

16 indicates an ordinary flange upon the bottom of the stove, which carries by means of the projecting edge 17 the ash-pan 18.

The operation of my invention is as follows: Suppose a fire is built in the fire-box and it is desired to use the middle oven. By opening both the dampers 15 a strong draft around the four sides of the middle oven is secured, the openings 22 being meantime closed. If now it is desired to heat one of the side ovens, the damper 15 on the opposite side of the oven to be heated should be closed and the openings 22 into the flue 21 be opened, when a current will be established through the flues 21 and 23 and the side ovens will be heated. At the same time a partial heating of the middle oven will be accomplished, so that the three ovens at three different degrees of temperature may be maintained and utilized, respectively.

What I claim is—

1. The combination, in a cook-stove, of a centrally-located fire-box, ovens upon each side of the fire-box, separate damper-controlled flues communicating with the fire-box and the stove-pipe hole, and damper-controlled flues passing around the said ovens and communicating at each end with one of the first set of flues, respectively, substantially as set forth.

2. In a cook-stove, the combination of a centrally-located fire-box and a middle oven carried directly above it, and damper-controlled flues passing around said oven, with side ovens 4 and damper-controlled flues 21 and 23, passing around and through said side ovens, substantially as set forth.

In testimony whereof I affix my signature in presence of two witnesses.

JOSEPH BLACK.

Witnesses:

N. W. HARDIN,  
W. B. DE LOACH.