

(No Model.)

J. D. STANLEY.

BRICK KILN.

No. 361,192.

Patented Apr. 12, 1887.

Fig. 1.

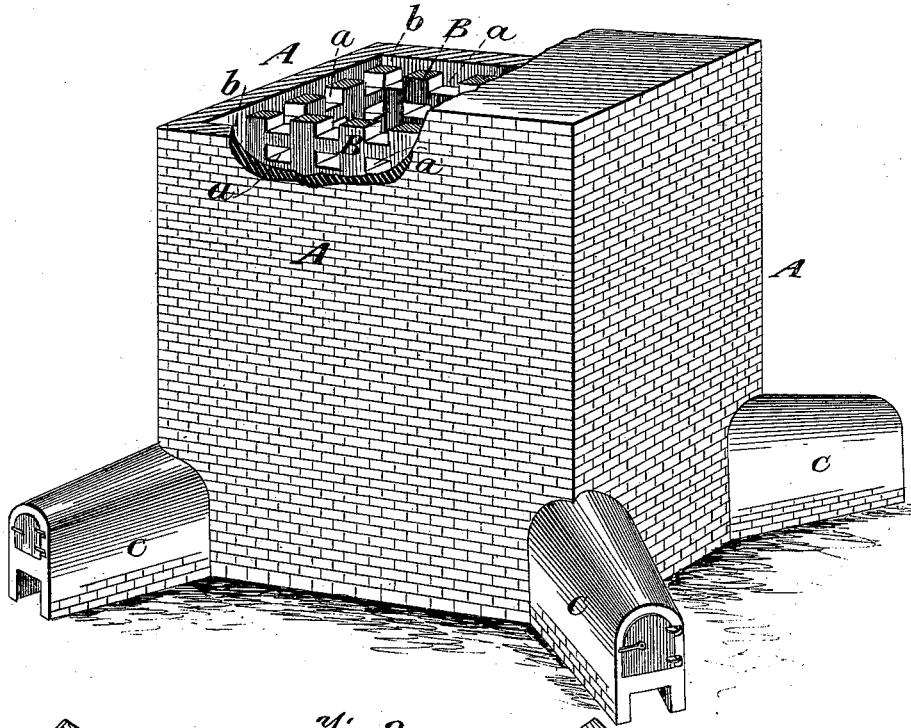
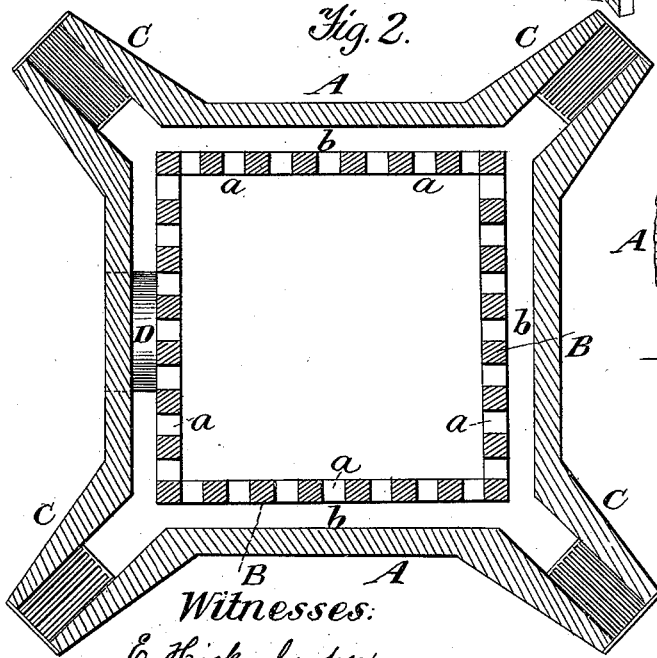


Fig. 2.




Witnesses:

E. Hickenlooper.

H. A. Daniels

Fig. 3.



Inventor:

J. D. Stanley,

by G. W. J. Howard  
Attys.

# UNITED STATES PATENT OFFICE.

JAMES D. STANLEY, OF EASTOVER, SOUTH CAROLINA, ASSIGNOR TO  
CHARLES P. STEVENSON, OF PITTSBURG, PENNSYLVANIA.

## BRICK-KILN.

SPECIFICATION forming part of Letters Patent No. 361,192, dated April 12, 1887.

Application filed July 3, 1886. Serial No. 207,129. (No model.)

*To all whom it may concern:*

Be it known that I, JAMES D. STANLEY, of Eastover, in the county of Richland and State of South Carolina, have invented certain new and useful Improvements in Brick-Kilns, of which the following is a specification, reference being had to the accompanying drawings, and to the letters of reference marked thereon.

The object of this invention is to produce a brick-kiln in which the heat shall be efficiently and equally distributed throughout the whole area of the kiln, whereby the brick placed therein shall be subjected to a uniform temperature, regardless of the position occupied by them within the kiln.

In the accompanying drawings, Figure 1 is a perspective view, partly in section, showing my invention. Fig. 2 is a sectional plan. Fig. 3 is a view of a detail hereinafter described.

Similar letters of reference indicate like parts in the respective figures.

A is the outer solid wall of the kiln, and B the inner wall, constructed with apertures *a*. A flue, *b*, is formed between the inner and outer walls, A and B, said flue reaching up to nearly the top of the kiln, where it is closed.

C C C C are furnaces, one being placed at each corner of the kiln, the inner end of each furnace communicating with the flue *b*. The furnaces C may be of any ordinary or approved construction, and need not here be particularly described.

It will be, of course, understood that the bottom of the kiln is solid, and that the brick are placed within the kiln and mortared or plastered over in the usual manner.

The door D of the kiln is situated at one

side, and is represented in Fig. 3, the door being large enough to permit a team to be driven through it.

The doorway is arched over between the walls A and B, as shown in Fig. 3.

The operation is as follows: The green brick being taken into the kiln by means of wheelbarrows or wagons and piled or placed within the kiln in the usual manner, the furnaces are fired up. The heat and products of combustion entering the flue *b* find their way through the openings *a* and pass through the mass of brick piled within the kiln.

It will be seen that by placing the furnaces at the four corners of the kiln or at the greatest distance from the center thereof the heat is effectively applied to those portions of the kiln which are ordinarily inefficiently supplied with heat. This construction, it will be seen, therefore, produces a uniform distribution of the heat throughout the entire body of the kiln, thereby equally burning the brick, regardless of the position which they may occupy within the kiln.

Having described my invention, I claim—

In a brick-kiln, the combination of the outer solid wall, A, and inner perforated wall, B, flue *b*, extending continuously around the kiln between said outer and inner walls, and a series of furnaces located around the kiln equidistant from each other and communicating with the flue *b*, substantially as set forth.

In testimony whereof I hereunto set my hand and seal.

JAMES D. STANLEY. [L. S.]

Witnesses:

GEO. H. HOWARD,  
PHILIP MAURO.