

(No Model.)

3 Sheets—Sheet 1.

E. E. SELL.

CONVERTIBLE FURNITURE.

No. 269,723.

Patented Dec. 26, 1882.

FIG. 1.

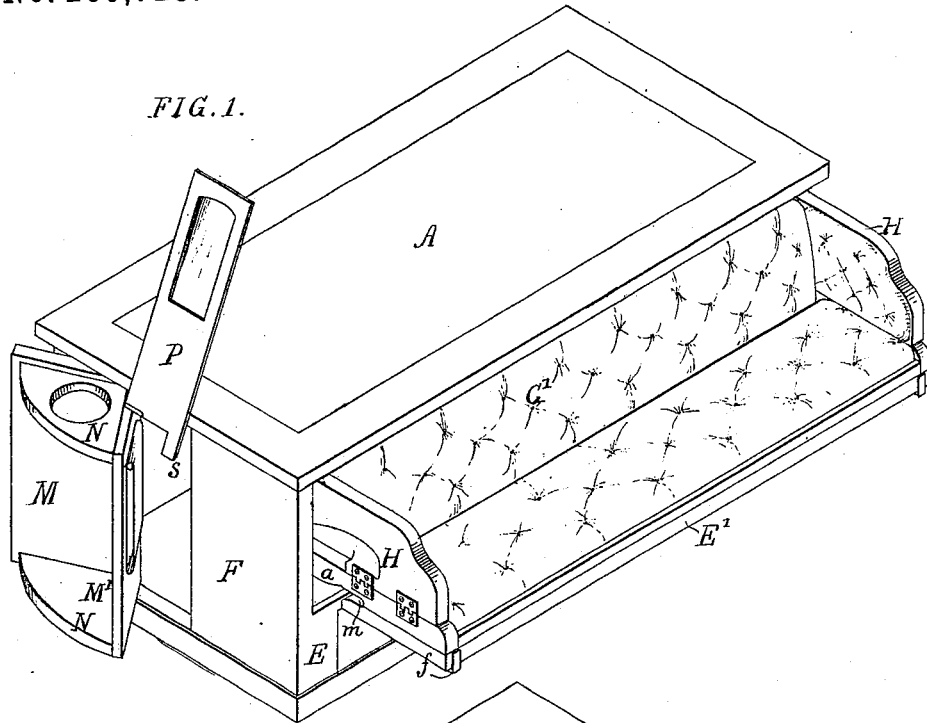
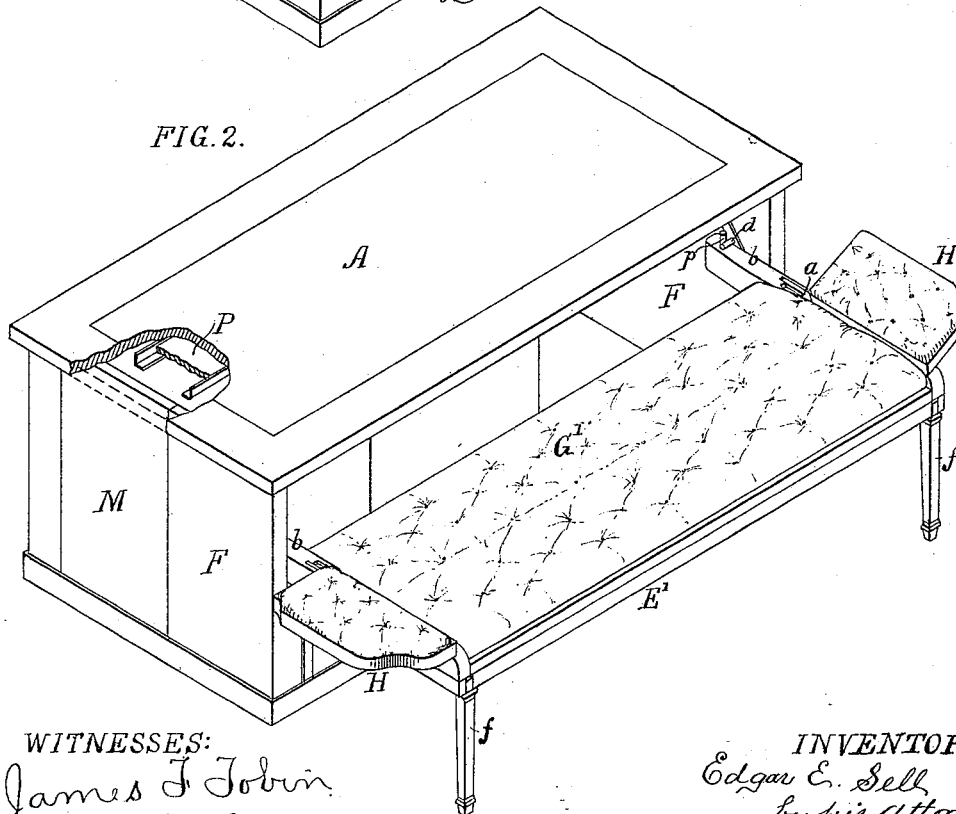


FIG. 2.



WITNESSES:
James J. Tobin.
David Williams

INVENTOR:
Edgar E. Sell
by his Attorneys
Howen and Jones

(No Model.)

3 Sheets—Sheet 2.

E. E. SELL.
CONVERTIBLE FURNITURE.

No. 269,723.

Patented Dec. 26, 1882.

FIG. 3.

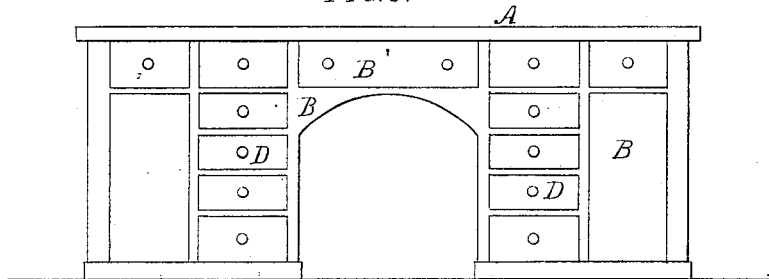


FIG. 4.

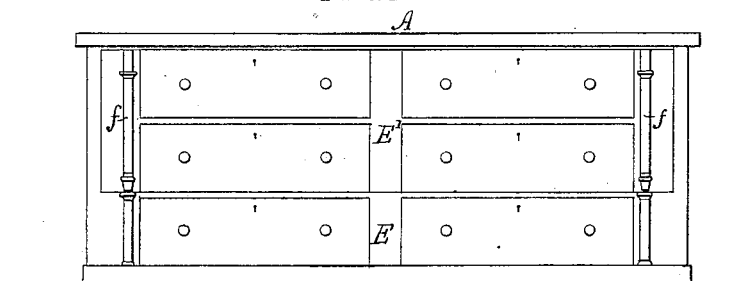


FIG. 5.

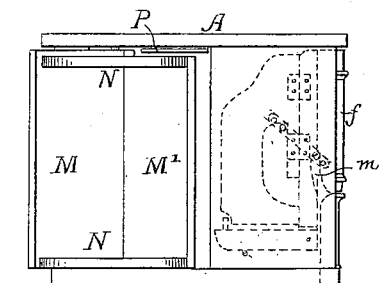


FIG. 7.

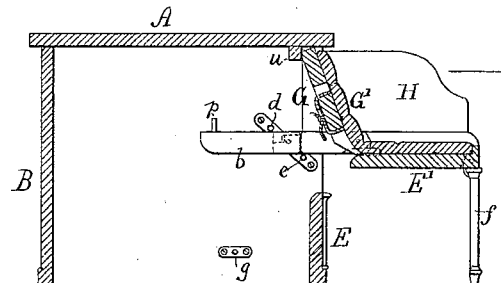


FIG. 6.

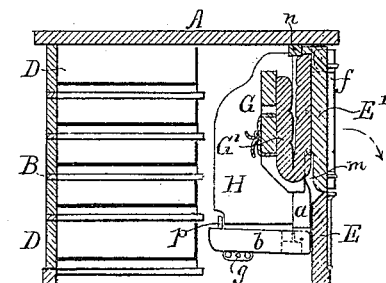
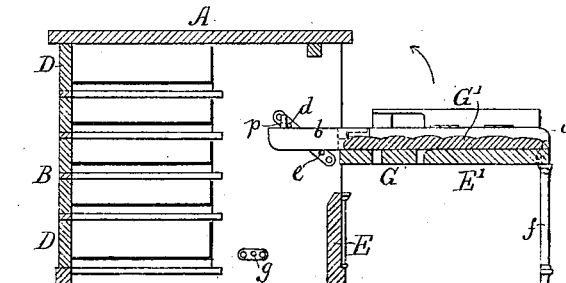


FIG. 8.



WITNESSES:
James F. Tobin
David Williams

INVENTOR:
Edgar E. Sell
by his attorneys
Howson and Sons

(No Model.)

3 Sheets—Sheet 3.

E. E. SELL.
CONVERTIBLE FURNITURE.

No. 269,723.

Patented Dec. 26, 1882.

FIG. 9.

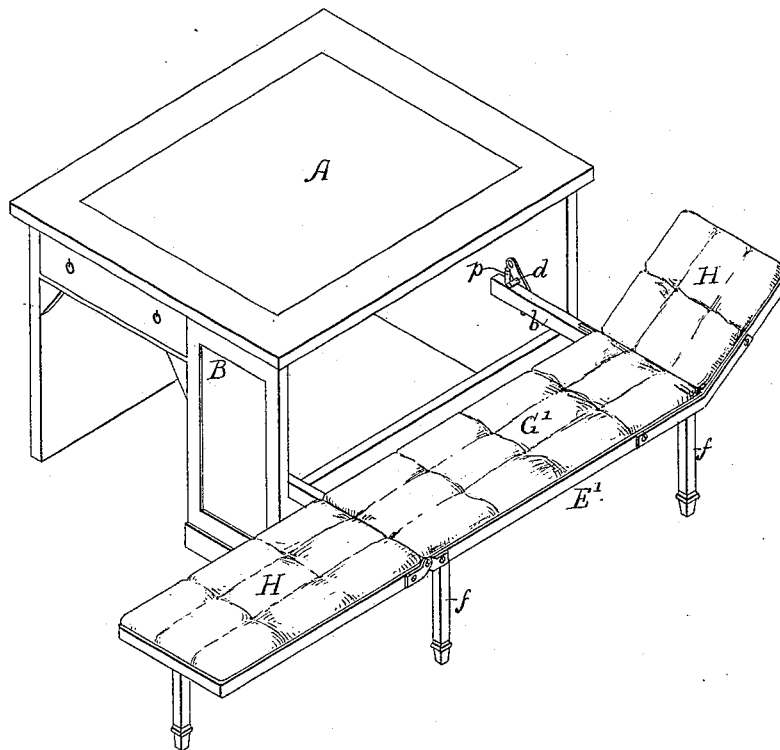
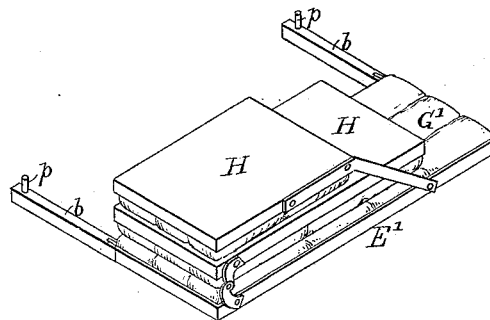


FIG. 10.



WITNESSES:

James J. Tobin
David Williams

INVENTOR:

Edgar E. Sell
By his Attorneys
Howson and Jones

UNITED STATES PATENT OFFICE.

EDGAR EMERICK SELL, OF FAIRMOUNT, SOUTH CAROLINA.

CONVERTIBLE FURNITURE.

SPECIFICATION forming part of Letters Patent No. 269,723, dated December 26, 1882.

Application filed July 15, 1882. (No model.)

To all whom it may concern:

Be it known that I, EDGAR EMERICK SELL, a citizen of the United States, and a resident of Fairmount, Barnwell county, South Carolina, have invented certain Improvements in Convertible Furniture, of which the following is a specification.

The main object of my invention is to so combine a sofa or cot with a table, desk, or like article of furniture that said sofa or cot can be compactly folded and stored away out of sight, and can be readily drawn out and fixed in position either as a sofa or cot without interfering with the top of the desk or other piece of furniture with which it may be combined. A further object of my invention is to combine a wash-stand and mirror with the desk without occupying an undue amount of space within the same.

In the accompanying drawings, Figure 1, Sheet 1, is a perspective view of a desk constructed in accordance with my invention, the wash-stand being drawn out and the sofa in position; Fig. 2, a perspective view, showing the wash-stand closed and the sofa extended to form a cot; Fig. 3, Sheet 2, a front view of the desk; Fig. 4, a rear view of the same closed; Fig. 5, an end view with the wash-stand drawn out; Fig. 6, a transverse section with the sofa and cotfolded within the desk; Fig. 7, a transverse section with the parts as in Fig. 1; Fig. 8, a transverse section with the parts as in Fig. 2; and Figs. 9 and 10, Sheet 3, views illustrating the combination of the lounge or cot with an office-table.

A is the top of the desk; B, the front of the same, having the usual drawers, D; E E', the back of the desk, and F F' the opposite ends. The upper strip, E', of the back of the desk forms part of the sofa or cot, and is disconnected from the lower portion, E.

To the strip E' is hinged a strip, G, by means of the upholstered cushion G', the latter being secured to both strips, and being free to fold at or near the center of its width.

At each end of a strip, E', is a bar, a, which projects beyond the strip, and to these projecting portions of the bars a are pivoted short bars b, both bars fitting between and being guided by pins d and e, which project from plates secured to the ends of the desk. The

joints between the bars a and b are such that said bars b can be folded upward, but cannot be turned down out of line with the bars a.

To each bar a is hinged a strip, H, upholstered in the same manner as the cushion G', these strips forming arms for the sofa, as in Fig. 1, or extensions for the cot, as in Fig. 2.

Hinged to the upper or front edge of the strip E', near each end of the same, is a bar, f, these bars, when the strip E' is turned up to form part of the back of the desk, constituting part of the ornamentation of the latter, as shown in Fig. 4, but being allowed to swing down when the strip is projected, so as to form legs for supporting the outer edge of said strip.

When the sofa and cot structure is folded into the desk, as in Fig. 6, the pivoted bars b occupy positions at right angles to the bars a, and rest upon pins g, projecting from plates secured to the ends of the desk, the pins e occupying slots m in the bars a.

To extend the structure, the strip E' is first turned outward and downward, as shown by the arrow in Fig. 6, and then pulled outward, as indicated by the arrow in Fig. 7.

If it is desired to form a sofa, the strip E' is withdrawn only far enough to permit the turning up of the strip G, so that it can rest against a rib, n, on the under side of the desk-top A, the strips H bearing against the ends of the desk and serving as the arms of the sofa. If it is desired to form a cot, however, the strip E' is withdrawn to its full extent, this position being determined by the contact of the pins d with pins p on the bars b, the strip G being then folded completely over, so as to permit the cushion G' to lie flat, and the arms H H being turned down, as shown in Figs. 2 and 8.

To close the device the operations are reversed, the pins g striking the bars b as the bars a swing downward, thus turning said bars b to a position at right angles to the bars a.

The pins g and hinged sections b of the bars a may be dispensed with in cases where the desk is wide, and the location of the strip E' at a considerable height is not objected to.

The cot attachment can be entirely detached from the desk by simply elevating the structure, as shown by the arrow in Fig. 8, until the pins p are clear of the pins d, and

then withdrawing the structure at the angle which it has assumed when the pins are clear of engagement with each other.

The structure is extremely compact and does not contract the drawer-space of the desk to any material extent.

The wash-stand consists of two side strips, M M', the former constituting part of the end F of the desk, these strips being connected at top and bottom by segmental pieces N, the upper of which has a recess for the reception of the wash-bowl.

The wash-stand structure is pivoted at the angle to the top and bottom of the desk, so as to be free to swing out, as shown in Fig. 1, or to be closed up, as shown in Fig. 2, the strip M' having a towel-rack, which, when the structure is closed, is out of the way.

The mirror is carried by a slide, P, which is adapted to guides on the under side of the desk-top, and is made in two sections, jointed together, so that when the slide has been drawn out to the proper extent the outer section may be turned upward and backward, thus exposing the mirror. A projection, s, on the outer portion of the slide serves to preserve said outer portion in line with the inner portion of the slide when turned down.

In Figs. 9 and 10 I have shown my invention as applied to an office-table, the sofa or cot structure in this case being combined with the end of the table instead of the back, and the end strips being hung to the strip E' by means of arms, so that they can be folded one over the other.

Although I have shown my invention as applied to a desk or table, the same may be used in connection with bureaus, chests of drawers, wardrobes, or other like articles of furniture, a prominent feature of the invention in either

case being that there is no disturbance of the top of the article of furniture in extending or folding up the structure forming the sofa or cot.

I claim as my invention—

1. The combination of a desk or like article of furniture having a pivoted and extensible back or end section, E', with a strip, G, hinged to said section E', as set forth, whereby it may form the back of a sofa when the strip is partly extended or part of the bed-bottom when the strip is fully extended, as set forth.

2. The combination of a desk or like article of furniture having a pivoted and extensible back or end section, E', with strips H hinged to the ends of said section E', as set forth, whereby they form the arms of the sofa when the strip is partly extended and head and foot portions of the bed when the strip is fully extended, as specified.

3. The combination of the movable back or end section, E', having projecting end bars, with the internal guiding-pins, *d e*, as set forth.

4. The combination of the desk or like article of furniture, having internal guiding-pins, *d e*, with the movable back or end section, E', having projecting end bars, *a*, with pivoted portions *b*, as set forth.

5. The combination of a desk or other article of furniture with a guided slide comprising two jointed sections, the outer of which is furnished with a mirror, and has a projection, *s*, as set forth.

In testimony whereof I have signed my name to this specification in the presence of two subscribing witnesses.

ED. EMERICK SELL.

Witnesses:

JOHN P. KNOBELOCH,
HARRY SMITH.