

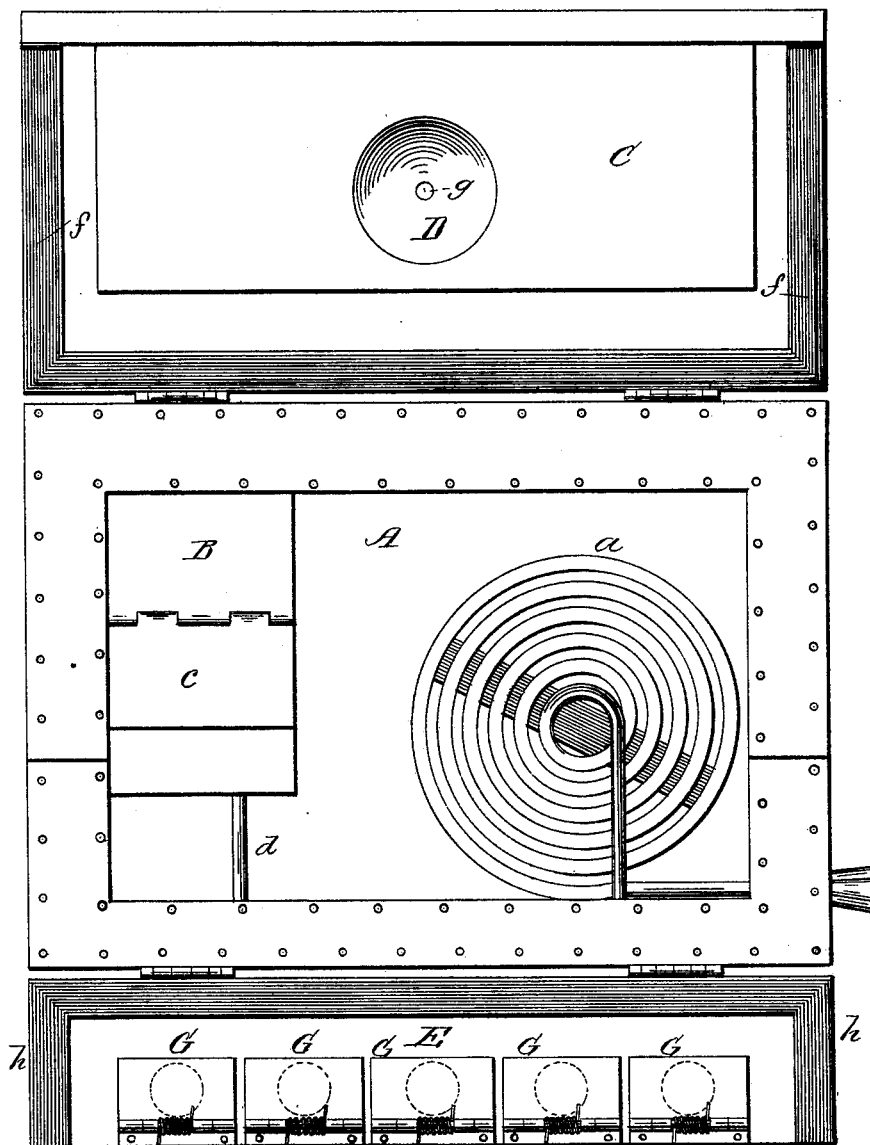
J. H. SCHROEDER.
Liquid-Cooler.

2 Sheets—Sheet 1.

No. 218,782.

Patented Aug. 19, 1879.

Fig. 1.



WITNESSES:

John C. Schroeder.
Geo. R. Porter

INVENTOR:

Johann H. Schroeder
per Cha. H. Fowler.
Attorney.

J. H. SCHROEDER.
Liquid-Cooler.

No. 218,782.

Patented Aug. 19, 1879.

Fig. 2.

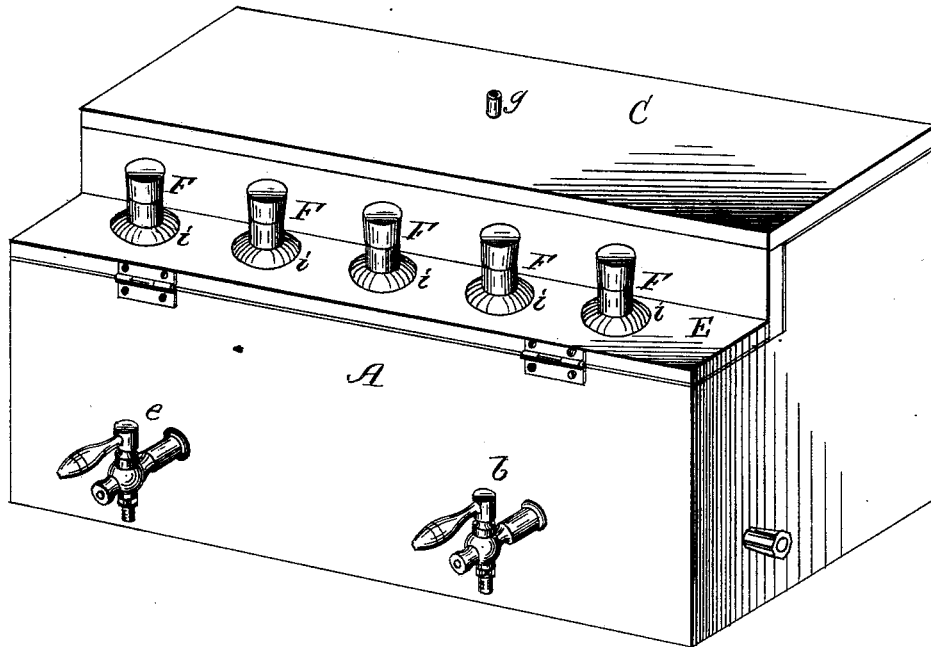
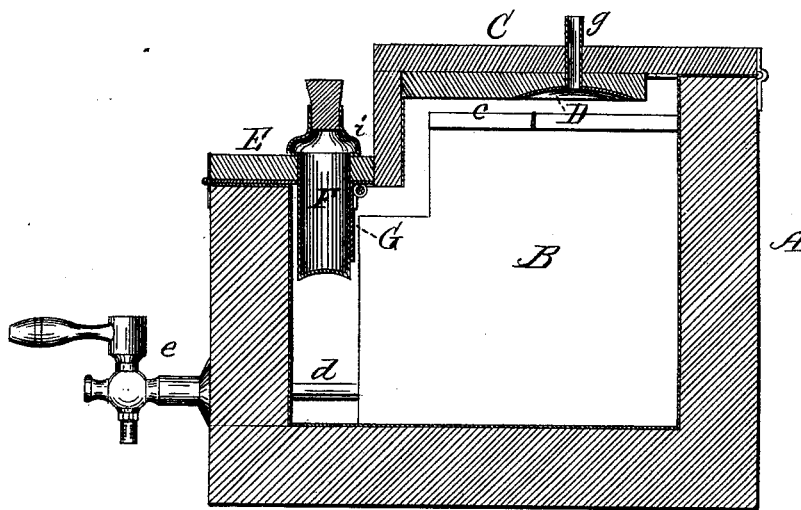


Fig. 3.



WITNESSES:

John C. Schroeder,
Geo. B. Porter

INVENTOR:

Johann H. Schroeder,
per Cha. H. Fowler,
Attorney.

UNITED STATES PATENT OFFICE.

JOHANN H. SCHROEDER, OF BEAUFORT, SOUTH CAROLINA.

IMPROVEMENT IN LIQUID-COOLERS.

Specification forming part of Letters Patent No. **218,782**, dated August 19, 1879; application filed July 10, 1879.

To all whom it may concern:

Be it known that I, JOHANN HINRICH SCHROEDER, of Beaufort, in the county of Beaufort and State of South Carolina, have invented a new and valuable Improvement in Liquid-Coolers; and I do hereby declare that the following is a full, clear, and exact description of the construction and operation of the same, reference being had to the annexed drawings, making a part of this specification, and to the letters and figures of reference marked thereon.

Figure 1 of the drawings is a representation of a top-plan view of the cooler with the covers opened. Fig. 2 is a perspective view of the cooler. Fig. 3 is a cross-section taken on line *y y* of Fig. 1.

The present invention has relation to liquid-coolers to be used in stores, restaurants, and other similar places; and the object of the invention is to construct the cooler with hinged covers to close together, the upper cover provided with a ventilator on the cover, on a line below, to receive and hold a series of bottles.

The invention consists in providing the cover of the cooler upon its under side with a concave metal plate to act as a ventilator, and a tube connecting with said plate, and passing up through the cover, for the escape of the warm air.

The invention further consists in providing the lower cover of the cooler with openings for a series of bottles having a flange around them to retain them within the opening, each opening having a hinged door, which automatically closes against the same when the bottles are withdrawn.

In the accompanying drawings, A represents the box or cooler, preferably of rectangular shape, suitably lined with zinc or other metal. At the bottom of the box A is a spiral tube, *a*, connecting with the keg of beer or other beverage by a pipe and union of the ordinary construction, the other end of the tube connecting with a faucet, *b*, at the front side of the box. Upon the spiral tube *a* are placed cakes of ice, which cool the liquid as it passes through the tube and is drawn off through the faucet *b*. At the opposite end of

the box A is a water-cooler, B, provided with a suitable cover, *c*, the water contained therein being kept cool by the ice in the box A. A pipe or tube, *d*, connects with the cooler B, and passes out through the front side of the box A, and connects with a suitable faucet, *e*, for drawing off the water as required.

The hinged cover C is provided around its edge with packing *f*, to make a tight joint when the cover is closed down upon the box A. This cover C has secured to its underside a concave metal plate, D, which acts as a ventilator to concentrate the warm air and allow it to escape through an outlet-tube, *g*, connected to said plate and passing out through the top of the cover C.

The lower cover, E, which is also hinged to the box A, has packing *h*, similar to that on the upper cover, C, and has a series of circular or other form of openings, as shown in dotted lines, Fig. 1 of the drawings. These openings are for the reception of bottles F, each of which are provided with an annular or other form of flange, *i*, so that the flange will rest upon the upper side of the cover E and prevent the bottle from dropping down into box A, but allowing the main part of the bottle, or that portion below the neck or flange, to come within the box and in close proximity to the ice contained therein, thereby cooling the liquid contained in the bottle or bottles.

To prevent the warm air from entering the cooling-box A after the withdrawal of any of the bottles F, each opening for the bottles is automatically closed after the bottle is withdrawn by a spring-door, G, secured to the under side of the cover E and opening downward, so that the bottles can be readily inserted or returned to their proper places.

Having now fully described my invention, what I claim as new, and desire to secure by Letters Patent, is—

1. The liquid-cooler A, having hinged cover C, provided with a concave plate, D, and tube or outlet *g*, in combination with the spiral tube or coil *a* and water-cooler B, substantially as and for the purpose set forth.

2. The liquid-cooler A, provided with hinged cover E, having openings for the bottles F,

said openings being closed upon the withdrawal of the bottles by spring-doors G, substantially as and for the purpose set forth.

3. The cooler A, with cover C, coil or spiral tube *a* and water-cooler B, the cover C having concave plate D and tube *g*, in combination with the cover E, having spring-doors G and bottles F, substantially as and for the purpose described.

In testimony that I claim the above I have hereunto subscribed my name in the presence of two witnesses.

JOHANN HINRICH SCHROEDER.

Witnesses:

H. B. VAN NESS,
E. R. Fox.