

G. D. SMITH.
Buckle.

No. 216,114

Patented June 3, 1879.

Fig. 1.




Fig. 2.

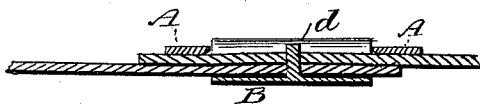


Fig. 3.

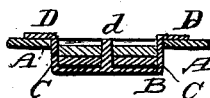


Fig. 4.


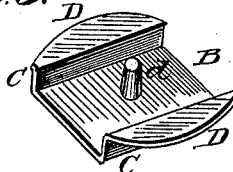


Fig. 5.



Witnesses:
Fred G. Dietrich
J. R. Littell,

Inventor:
George D. Smith,
by C. A. Snow & Co
Attys. -

UNITED STATES PATENT OFFICE.

GEORGE D. SMITH, OF SPARTANBURG, SOUTH CAROLINA, ASSIGNOR OF ONE-HALF HIS RIGHT TO FRANK A. SUMNER, OF SAME PLACE.

IMPROVEMENT IN BUCKLES.

Specification forming part of Letters Patent No. **216,114**, dated June 3, 1879; application filed March 15, 1879.

To all whom it may concern:

Be it known that I, GEORGE D. SMITH, of Spartanburg, in the county of Spartanburg and State of South Carolina, have invented certain new and useful Improvements in Buckles; and I do hereby declare that the following is a full, clear, and exact description of the invention, which will enable others skilled in the art to which it appertains to make and use the same, reference being had to the accompanying drawings, which form a part of this specification.

Figure 1 is a perspective view, Fig. 2 is a longitudinal section, Fig. 3 is a cross-section, and Figs. 4 and 5 are detail views of the two parts constituting my improved buckle.

Corresponding parts in the several figures are denoted by like letters of reference.

This invention relates to buckles for harness, &c.; and it consists in certain improvements in the construction of the same, as will be hereinafter fully set forth, and particularly pointed out in the claim.

In the drawings, A represents the front part of my improved buckle, which consists simply of a metallic plate having a slot, *b*, thus forming a frame, which may be embossed or ornamented in any suitable way. B is a metallic plate, having upon its sides upwardly-projecting flanges C C, provided with lateral outwardly-projecting wings D D. The plate B is also provided with a central upwardly-projecting pin or stud, *d*. Plate B is adapted to fit in the slot *b* of frame A, it being inserted into said frame from the front, and supported by the wings D D, which abut against the sides of the frame.

In operation the end of a strap is passed through the slot formed between one end of frame A and the flanges and body of plate B. The stud *d* is passed through a perforation in the strap, and the end of the strap is passed out through the slot at the other end of the buckle. The strap with which connection is to be made is then similarly inserted from

the opposite end of the buckle, thus forming a neat and substantial connection, the pin or stud *d* preventing the withdrawal of either strap.

In my improved buckle, it will be observed that the use of a hinge is totally avoided, thus lessening the expense of construction, and providing smooth and even surfaces.

My invention is simple, durable, and inexpensive.

When the strap or straps attached to buckles become old and worn, and the holes for the admission of the buckle-stud are enlarged, there is always a tendency for the straps to become disconnected from the buckle, more especially when, as is frequently the case in harness, one of the straps is detached and the buckle left suspended from the other strap. When such is the case, loss of the buckle is frequently the result.

By constructing the buckle in two pieces, as by my invention, this disadvantage is overcome, because the frame A will slide down toward plate B, thus securely clamping the strap between the frame and plate, and preventing its withdrawal by accident.

I am aware of the patents to Hayden, January 21, 1837, and Thornton and Latta, August 20, 1872, and I claim nothing therein shown; but,

Having thus described my invention, I claim and desire to secure by Letters Patent of the United States—

The combination, with the frame or plate A, having slot *b*, of the plate B, having flanges C C, wings D D, and pin or stud *d*, substantially as herein described, for the purpose set forth.

In testimony that I claim the foregoing as my own I have hereto affixed my signature in presence of two witnesses.

GEORGE DAVIS SMITH.

Witnesses:

S. J. SIMPSON,
W. WASH. THOMPSON.